

Low cost Assistive Technology during COVID-19

How you can spend your budget to get what you need

Easy Read policy





What's in this document?

What is Assistive Technology?	5
Changes to your supports and services	6
Spending your budget on low cost Assistive Technology	8
Choosing what to buy	10
Core Supports budget	12
Capacity Building budget	15
Things that aren't included	16
Questions people ask a lot	19
Word list	26
Contact us	30

How to use this policy



A **policy** is a plan for how we should do things.



The National Disability Insurance Agency (NDIA) wrote this fact sheet. When you see the word 'we', it means the NDIA.



We have written this fact sheet in an easy to read way.

We use pictures to explain some ideas.



We have written some words in **bold**.

We explain what these words mean.

There is a list of these words on page 26.



This Easy Read fact sheet is a summary of another document.



You can find the other document on our website at www.ndis.gov.au



You can ask for help to read this fact sheet. A friend, family member or support person may be able to help you.

What is Assistive Technology?



When you need help with everyday tasks, you can use **Assistive Technology**.



For people with disability, Assistive Technology can:

- make it easier to do things
- keep you safe.

Assistive Technology might be:




- an aid or piece of equipment



- a system to use.


Changes to your supports and services



Coronavirus is changing how service providers deliver supports and services to participants.



Participants are people with disability who take part in the NDIS.



Many participants are staying at home.
But they still need supports and services.



Service providers must find different ways to deliver supports and services.

Many participants now connect with their service providers online using:



- smartphones
- tablets
- computers.


You can talk to your service provider about how you can keep getting your supports by:



- using technology you already have



- making an exercise program you can do at home



- borrowing equipment to use



- keeping in touch over the phone.

Spending your budget on low cost Assistive Technology




This policy is about how you can spend your **budget** on low cost Assistive Technology.



Your budget is how much NDIS funding you have to spend on the supports you need to reach your goals.



Assistive Technology is low cost if it is less than \$1,500.



Some participants can already buy low cost Assistive Technology if it helps them do things that are hard or not possible because of their disability.



Until September 2020, participants can spend their budget on low cost Assistive Technology if:



- it will help you keep using your NDIS-funded supports and services



- your service provider has written a letter saying that you need the Assistive Technology



- you don't already have the item you need to buy



- you haven't got funding for the item from somewhere else.



In June 2020, we'll look at how well this new policy works.



We have written a list of things you can't use your budget to buy.

You can read our list on page 16.

Choosing what to buy



If you're going to buy low cost Assistive Technology, you must think about:

- value for money
- quality
- budget.



There are questions you can ask yourself before you buy anything.



Will it give me value for the money I spend on it?



Is it a good quality item?



Will it help me reach my goals?



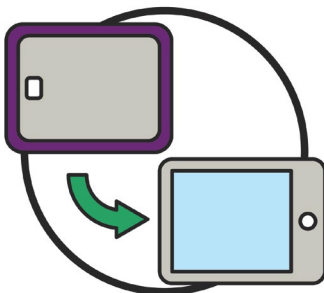
Is there enough money in my budget to buy it?



You shouldn't spend more than \$750 on an electronic device.



That's because most participants only need basic devices that cost about \$600.




You can also use your budget to buy a cover to protect your new device.

Core Supports budget



We have changed how participants can use their **Core Supports budget**.



Your Core Supports budget is for the supports and services you need and use the most.



You can use your Core Supports budget in different ways.



You might be able to use consumables funding in your Core Supports budget to buy low cost Assistive Technology.



Consumables are items you use:

- a lot of
- every day.




If you don't have enough funding in consumables, we might get it from somewhere else.

These changes mean you might be able to buy:



- a computer tablet so you can take part in online activities



- fitness equipment.



You can do this if your NDIS plan is:

- **self-managed**
- **plan-managed**
- **agency-managed.**



If your NDIS plan is self-managed, you look after your NDIS funding yourself.



If your NDIS plan is plan-managed, you pay someone to look after your NDIS funding.




If your NDIS plan is agency-managed, you use **NDIS registered providers** and the NDIA pays them.



An NDIS registered provider:

- can offer supports and services to people with disability who take part in the NDIS
- is on a list that we look after at the NDIA.

Capacity Building budget



Some participants have a **Capacity Building budget**.

When you build your capacity, you learn to do more things for yourself.



Your Capacity Building budget can be used to build your:

- **independence**
- skills.



You have independence when you can do things for yourself.



If you only have money in your Capacity Building budget, we will give you a special code to buy low cost Assistive Technology.

Things that aren't included

You can't buy low cost Assistive Technology with your budget if:



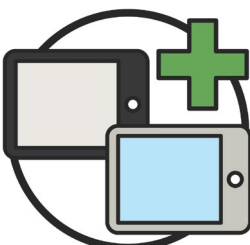
- it's not related to your disability



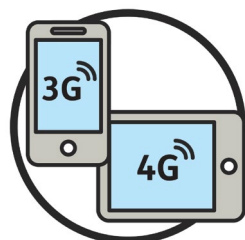
- it doesn't help you keep getting the NDIS supports and services in your NDIS plan



- it's more than what you really need



- you want to buy more than 1 device



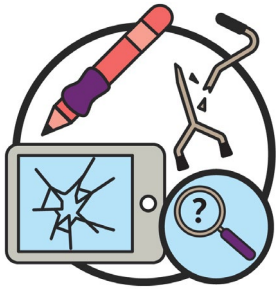
- it's a smartphone, smart watch or tablet with a 3G or 4G mobile connection



If you want a tablet with a 3G or 4G mobile connection, you can use your own money to pay the difference.



- it costs less to just hire the item for the time you need it



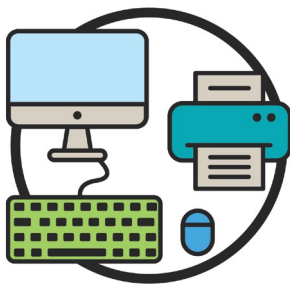
- you want to replace other low cost Assistive Technology that has been:

- lost
- broken
- damaged.



We won't replace your Assistive Technology unless you follow our rules for replacement.


You can't use your funding to pay for:



- extra parts for a computer




- your internet connection, including:
 - mobile phone data
 - wi-fi.

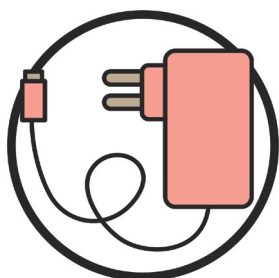


You can't use your funding to pay for software or apps unless they're in your NDIS plan.

You can't use your funding to buy extra items for your device such as:



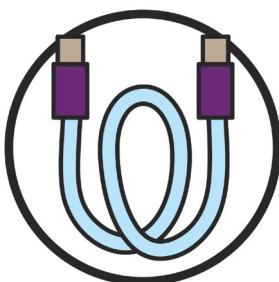
- screen protectors



- chargers



- selfie sticks



- extra cables.

Questions people ask a lot

How do I get the low cost Assistive Technology I need?



You can buy low cost Assistive Technology from any provider if your NDIS plan is:

- self-managed
- plan-managed.



If you use a plan manager, they can help you pay for the low cost Assistive Technology you need.



If you self-manage, you can go into the **myplace portal** and make a payment request.

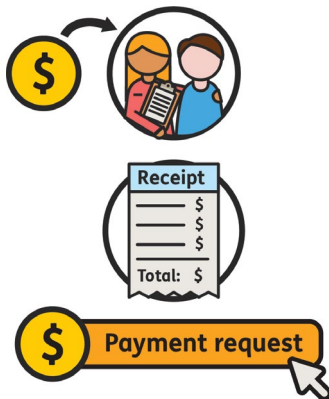


The myplace portal is a website where we keep all your NDIS information.

Your information is safe in the portal.



You can then pay your provider.



You can also:

- pay your provider
- get a receipt
- go into the myplace portal and make a payment request.



You must attach the receipt.

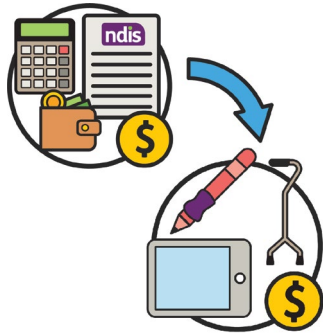


We will pay money from your budget into your bank account within 48 hours.



If your NDIS plan is agency-managed, you must buy low cost Assistive Technology from an NDIS registered provider.

What if there isn't enough money in my budget?



You can only use money already in your budget to pay for low cost Assistive Technology.


The changes mean you can use funds already in your:



- Core Budget



- Capital Budget or



- Capacity Building Budget.



We won't give you extra money to pay for low cost Assistive Technology.




If your plan doesn't include enough money to pay for the supports you need, you can ask us to **review** your plan.



When you review something, you:

- look at it closely
- think about how well it works.



But we won't change your plan just so you can buy low cost Assistive Technology.

What fitness equipment can I buy?

You can buy fitness equipment you:



- have used before as part of your supports and services



- need to keep getting supports and services while you're at home.



You should get information about what you need in writing from your:

- service provider
- health care provider
- therapist.



You might be able to:

- borrow the equipment you need from your service provider
- hire the equipment for the time you need it.

What happens if I already bought low cost Assistive Technology?



If you bought low cost Assistive Technology after 1 April 2020, talk to your service provider.



Your service provider must:

- agree that you need the low cost Assistive Technology
- make sure you have the budget for it
- tell us in writing.



You need to keep the letter from your provider that says you need low cost Assistive Technology.



If the low cost Assistive Technology you bought doesn't follow what our policy says, you should pay back the money you spent.




If you have made a mistake, please contact us.



Our contact details are on page 30.

Can I buy play equipment for my children?



No, you can't buy play equipment for children.



You can talk to your service provider about how to use play equipment you already have to help your child reach their goals.

Word list



Agency-managed

If your NDIS plan is Agency-managed, you use NDIS registered providers and the NDIA pays them.

Assistive Technology



For people with disability, Assistive Technology can:

- make it easier to do things
- keep you safe.




Assistive Technology might be:

- an aid or piece of equipment
- a system to use.



Budget

Your budget is how much NDIS funding you have to spend on the supports you need to reach your goals.



Capacity Building budget

When you build your capacity you learn to do more things for yourself.

Your Capacity Building budget can be used to build your:

- independence
- skills.



Consumables

Consumables are items you use:

- a lot of
- every day.



Core Supports budget

Your Core Supports budget is for the supports and services you need and use the most.



Independence

You have independence when you can do things for yourself.



myplace portal

The myplace portal is a website where we keep all your NDIS information.

Your information is safe in the portal.



Participants

Participants are people with disability who take part in the NDIS.



Plan-managed

If your NDIS plan is plan-managed, you pay someone to look after your NDIS funding.



Policy

A policy is a plan for how we should do things.

NDIS Registered provider



A registered provider:

- can offer supports and services to people with disability who take part in the NDIS
- is on a list that we look after at the NDIA.



Review

When you review something, you:


- look at it closely
- think about how well it works.



Self-managed

If your NDIS plan is self-managed, you look after your NDIS funding yourself.

Contact us



1800 800 110



enquiries@ndis.gov.au



GPO Box 700
Canberra
ACT 2601



www.ndis.gov.au



The Information Access Group created this Easy Read document using stock photography and custom images. The images may not be reused without permission. For any enquiries about the images, please visit www.informationaccessgroup.com. Quote job number 3549.



ndis.gov.au

